



i k







Three empty rectangular boxes for writing.

Three empty rectangular boxes for writing.

Three empty rectangular boxes for writing.

Three empty rectangular boxes for writing.




Three horizontal lines (top, middle dashed, bottom) for writing.

Three horizontal lines (top, middle dashed, bottom) for writing.

Three horizontal lines (top, middle dashed, bottom) for writing.

Three horizontal lines (top, middle dashed, bottom) for writing.




Three empty rectangular boxes for writing.

Three empty rectangular boxes for writing.

Three empty rectangular boxes for writing.

Three empty rectangular boxes for writing.



Three horizontal lines (top, middle dashed, bottom) for writing.

Three horizontal lines (top, middle dashed, bottom) for writing.

Three horizontal lines (top, middle dashed, bottom) for writing.

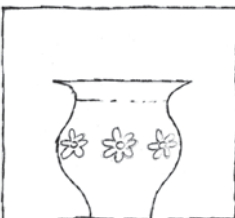
Three horizontal lines (top, middle dashed, bottom) for writing.

Three empty rectangular boxes for writing.

Three empty rectangular boxes for writing.

Three empty rectangular boxes for writing.

Three empty rectangular boxes for writing.



Three horizontal lines (top, middle dashed, bottom) for writing.

Three horizontal lines (top, middle dashed, bottom) for writing.

Three horizontal lines (top, middle dashed, bottom) for writing.

Three horizontal lines (top, middle dashed, bottom) for writing.

- 1 Waar hoor je de 'i' in het woord? Kleur het juiste vakje.
- 2 Schrijf de 'i' waar het hoort.



i k



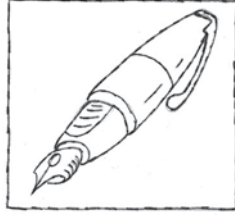



--	--	--

--	--	--

--	--	--

--	--	--



-----  
\_\_\_\_\_  
-----

-----  
\_\_\_\_\_  
-----

-----  
\_\_\_\_\_  
-----

-----  
\_\_\_\_\_  
-----

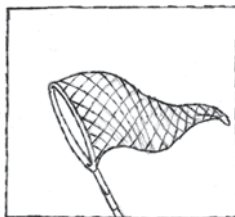


--	--	--

--	--	--

--	--	--

--	--	--



-----  
\_\_\_\_\_  
-----

-----  
\_\_\_\_\_  
-----

-----  
\_\_\_\_\_  
-----

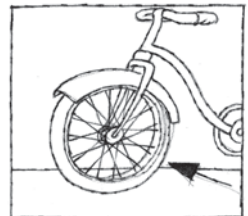

-----  
\_\_\_\_\_  
-----

--	--	--

--	--	--

--	--	--

--	--	--



-----  
\_\_\_\_\_  
-----

-----  
\_\_\_\_\_  
-----

-----  
\_\_\_\_\_  
-----

-----  
\_\_\_\_\_  
-----

- 1 Waar hoor je de 'k' in het woord? Kleur het juiste vakje.
- 2 Schrijf de 'k' waar het hoort.



a n






--	--	--

--	--	--

--	--	--

--	--	--




-----  
\_\_\_\_\_  
\_\_\_\_\_

-----  
\_\_\_\_\_  
\_\_\_\_\_

-----  
\_\_\_\_\_  
\_\_\_\_\_

-----  
\_\_\_\_\_  
\_\_\_\_\_

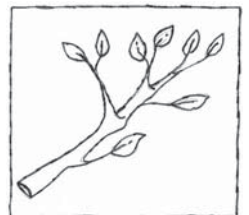



--	--	--

--	--	--

--	--	--

--	--	--



-----  
\_\_\_\_\_  
\_\_\_\_\_

-----  
\_\_\_\_\_  
\_\_\_\_\_

-----  
\_\_\_\_\_  
\_\_\_\_\_

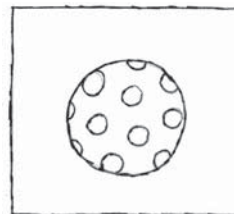

-----  
\_\_\_\_\_  
\_\_\_\_\_

--	--	--

--	--	--

--	--	--

--	--	--



-----  
\_\_\_\_\_  
\_\_\_\_\_

-----  
\_\_\_\_\_  
\_\_\_\_\_

-----  
\_\_\_\_\_  
\_\_\_\_\_

-----  
\_\_\_\_\_  
\_\_\_\_\_

- 1 Waar hoor je de 'a' in het woord? Kleur het juiste vakje.
- 2 Schrijf de 'a' waar het hoort.



a n

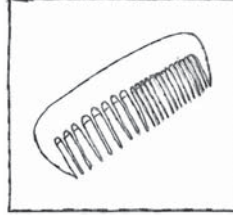



--	--	--

--	--	--

--	--	--

--	--	--



-----  
\_\_\_\_\_  
-----

-----  
\_\_\_\_\_  
-----

-----  
\_\_\_\_\_  
-----

-----  
\_\_\_\_\_  
-----



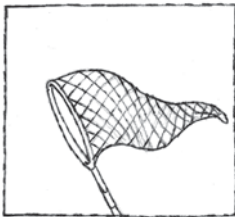


--	--	--

--	--	--

--	--	--

--	--	--



-----  
\_\_\_\_\_  
-----

-----  
\_\_\_\_\_  
-----

-----  
\_\_\_\_\_  
-----

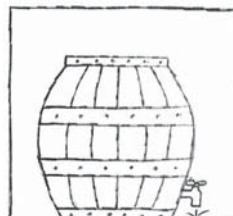

-----  
\_\_\_\_\_  
-----

--	--	--

--	--	--

--	--	--

--	--	--



-----  
\_\_\_\_\_  
-----

-----  
\_\_\_\_\_  
-----




-----  
\_\_\_\_\_  
-----

-----  
\_\_\_\_\_  
-----

- 1 Waar hoor je de 'n' in het woord? Kleur het juiste vakje.
- 2 Schrijf de 'n' waar het hoort.



u k



\_\_\_\_\_

\_\_\_\_\_

\_\_\_\_\_

\_\_\_\_\_

\_\_\_\_\_

\_\_\_\_\_

\_\_\_\_\_





\_\_\_\_\_

\_\_\_\_\_

\_\_\_\_\_

\_\_\_\_\_

\_\_\_\_\_



\_\_\_\_\_

\_\_\_\_\_

\_\_\_\_\_

\_\_\_\_\_

\_\_\_\_\_

\_\_\_\_\_

\_\_\_\_\_

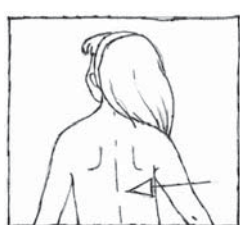
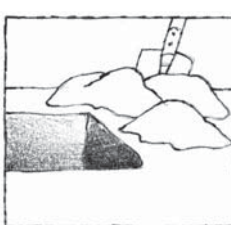
\_\_\_\_\_

\_\_\_\_\_

\_\_\_\_\_

\_\_\_\_\_

\_\_\_\_\_



\_\_\_\_\_

\_\_\_\_\_

\_\_\_\_\_

\_\_\_\_\_

\_\_\_\_\_

\_\_\_\_\_

\_\_\_\_\_

\_\_\_\_\_

\_\_\_\_\_

\_\_\_\_\_

\_\_\_\_\_

\_\_\_\_\_

- 1 Waar hoor je de 'u' in het woord? Kleur het juiste vakje.
- 2 Schrijf de 'u' waar het hoort.





e l


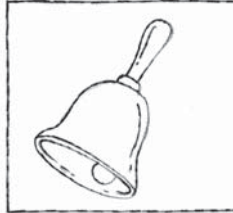

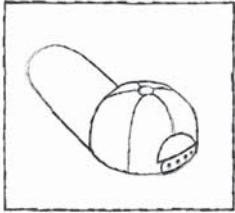


--	--	--

--	--	--

--	--	--

--	--	--




-----  
\_\_\_\_\_  
-----

-----  
\_\_\_\_\_  
-----

-----  
\_\_\_\_\_  
-----

-----  
\_\_\_\_\_  
-----






--	--	--

--	--

--	--	--

--	--	--



-----  
\_\_\_\_\_  
-----

-----  
\_\_\_\_\_  
-----

-----  
\_\_\_\_\_  
-----


-----  
\_\_\_\_\_  
-----

--	--	--

--	--	--

--	--	--

--	--	--



-----  
\_\_\_\_\_  
-----

-----  
\_\_\_\_\_  
-----

-----  
\_\_\_\_\_  
-----

-----  
\_\_\_\_\_  
-----

- 1 Waar hoor je de 'e' in het woord? Kleur het juiste vakje.
- 2 Schrijf de 'e' waar het hoort.



e l



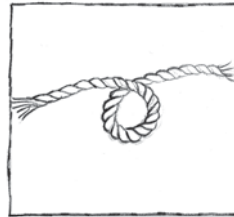
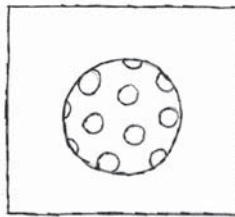


Three empty rectangular boxes for writing.

Three empty rectangular boxes for writing.

Three empty rectangular boxes for writing.

Three empty rectangular boxes for writing.



Three horizontal lines for writing: a top solid line, a middle dashed line, and a bottom solid line.

Three horizontal lines for writing: a top solid line, a middle dashed line, and a bottom solid line.

Three horizontal lines for writing: a top solid line, a middle dashed line, and a bottom solid line.




Three horizontal lines for writing: a top solid line, a middle dashed line, and a bottom solid line.

Three empty rectangular boxes for writing.

Three empty rectangular boxes for writing.

Three empty rectangular boxes for writing.

Three empty rectangular boxes for writing.



Three horizontal lines for writing: a top solid line, a middle dashed line, and a bottom solid line.

Three horizontal lines for writing: a top solid line, a middle dashed line, and a bottom solid line.

Three horizontal lines for writing: a top solid line, a middle dashed line, and a bottom solid line.

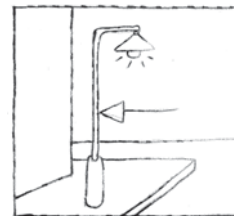
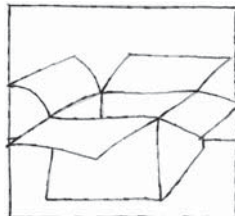
Three horizontal lines for writing: a top solid line, a middle dashed line, and a bottom solid line.

Three empty rectangular boxes for writing.

Three empty rectangular boxes for writing.

Three empty rectangular boxes for writing.

Three empty rectangular boxes for writing.




Three horizontal lines for writing: a top solid line, a middle dashed line, and a bottom solid line.

Three horizontal lines for writing: a top solid line, a middle dashed line, and a bottom solid line.

Three horizontal lines for writing: a top solid line, a middle dashed line, and a bottom solid line.

Three horizontal lines for writing: a top solid line, a middle dashed line, and a bottom solid line.

- 1 Waar hoor je de 'l' in het woord? Kleur het juiste vakje.
- 2 Schrijf de 'l' waar het hoort.



i k

-----  
\_\_\_\_\_  
-----



a n

-----  
\_\_\_\_\_  
-----








u k

-----  
\_\_\_\_\_  
-----



l e

-----  
\_\_\_\_\_  
-----



-----  
\_\_\_\_\_  
-----

- 1 Zoek het woord bij het plaatje. Schrijf het daarna op.
- 2 Zoek het woord in elke ballon. Schrijf het daarna op.