



r i e t

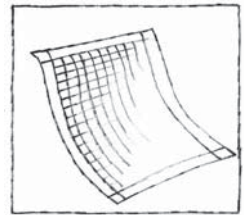
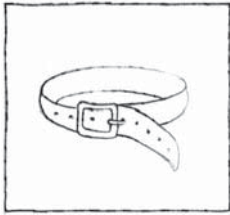
•

□ □ □

□ □ □

□ □ □

□ □ □



• •


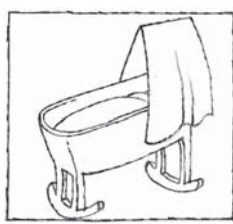


□ □ □

□ □ □

□ □ □

□ □ □


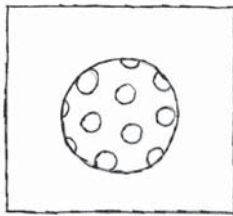



□ □ □

□ □ □

□ □ □

□ □ □



- 1 Waar hoor je 'r' in het woord? Kleur het juiste vakje.
- 2 Schrijf 'r' waar het hoort.



r i e t






Three empty boxes for writing.

Three empty boxes for writing.

Three empty boxes for writing.

Three empty boxes for writing.



Three horizontal lines for writing.

Three horizontal lines for writing.

Three horizontal lines for writing.



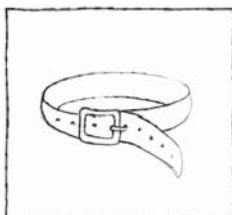
Three horizontal lines for writing.

Three empty boxes for writing.

Three empty boxes for writing.

Three empty boxes for writing.

Three empty boxes for writing.



Three horizontal lines for writing.

Three horizontal lines for writing.

Three horizontal lines for writing.





Three horizontal lines for writing.

Three empty boxes for writing.

Three empty boxes for writing.

Three empty boxes for writing.

Three empty boxes for writing.




Three horizontal lines for writing.

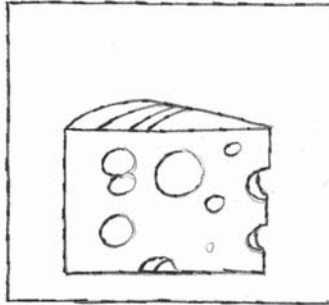
Three horizontal lines for writing.


Three horizontal lines for writing.

Three horizontal lines for writing.


- 1 Waar hoor je 'ie' in het woord? Kleur het juiste vakje.
- 2 Schrijf 'ie' waar het hoort.



















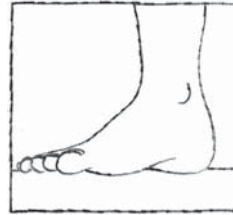




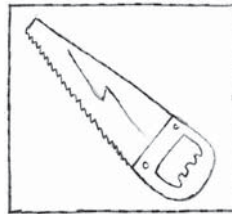





- 1 Wat zie je op het plaatje? Zeg de naam.
- 2 Hakken en plakken! Zeg de klanken.
- 3 Schrijf het woord op.



j a n







- 1 Waar hoor je 'j' in het woord? Kleur het juiste vakje.
- 2 Schrijf 'j' waar het hoort.